

CT BHP Data Reporting for the Child & Adolescent Quality, Access, & Policy Committee

2024

Erika Sharillo, SVP Clinical Operations & Recovery
Jackie Cook, Regional Network Manager

December 18, 2024

Agenda

1 Youth Inpatient Psychiatric Facility (IPF) Data

2 Healthcare Effectiveness Data and Information Set (HEDIS®) – Follow-Up After Hospitalization (FUH)

Chapter

01

Youth IPF Data

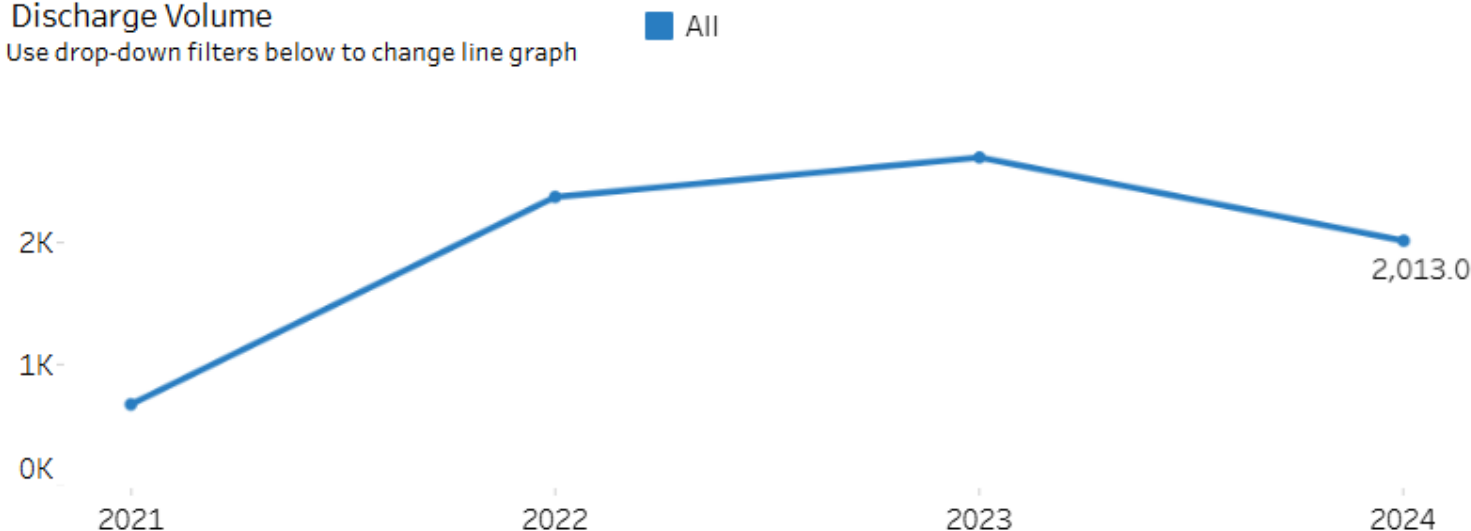
Including:

- Utilization
- Discharge Delay

Q3 2023 through Q2 2024 Youth (6-17) Youth IPF – Utilization

Discharge Volume

Use drop-down filters below to change line graph



ALOS or Discharge Volume

Discharge Volume ▼

View by Demographic

No Demographic Selected ▼

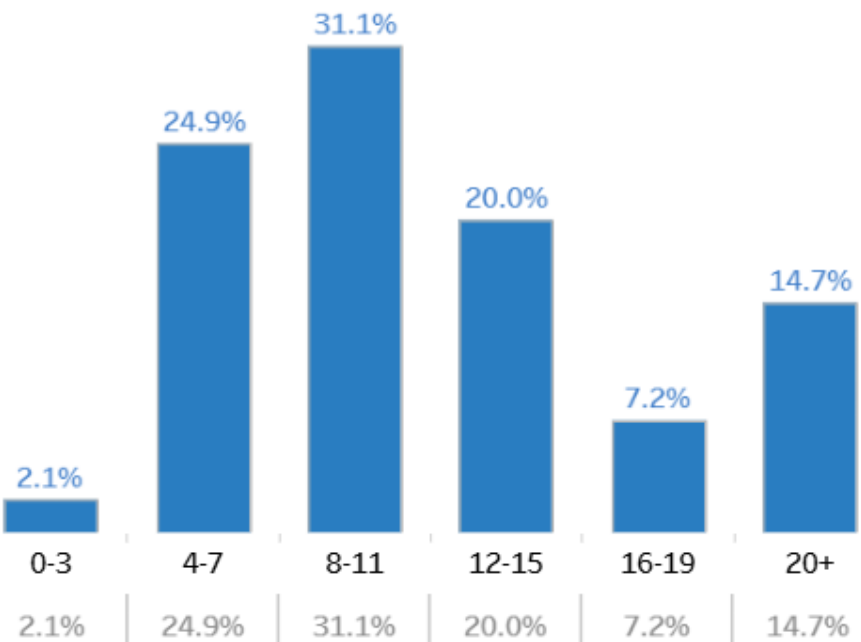
Unselect hospitals to change the comparison below

(All) ▼

2021	2022	2023	2024
672.0	2,372.0	2,696.0	2,013.0

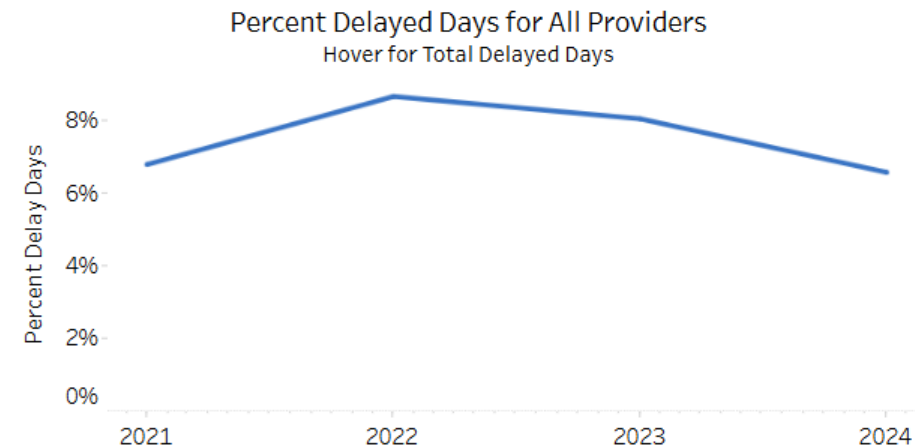
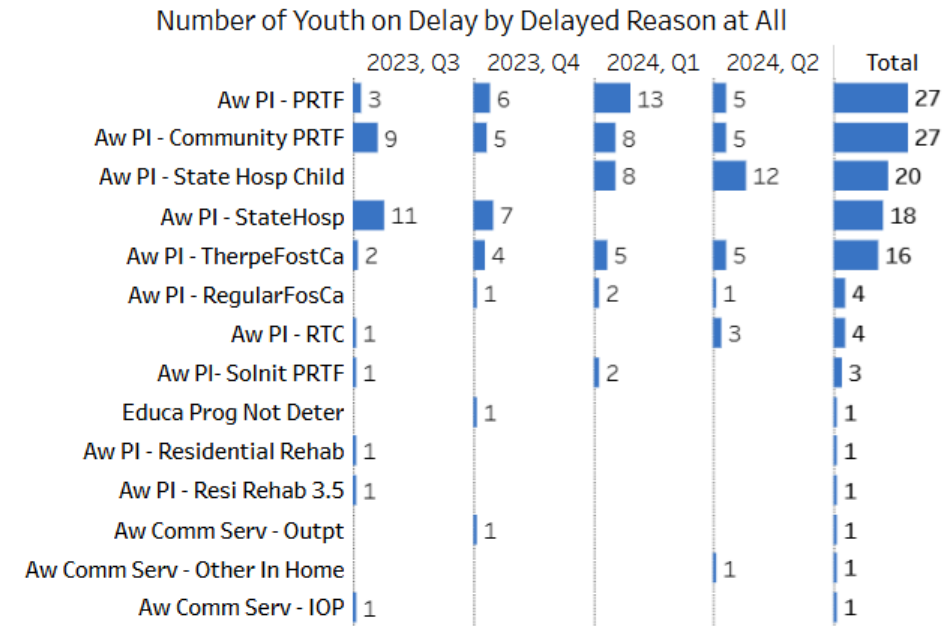
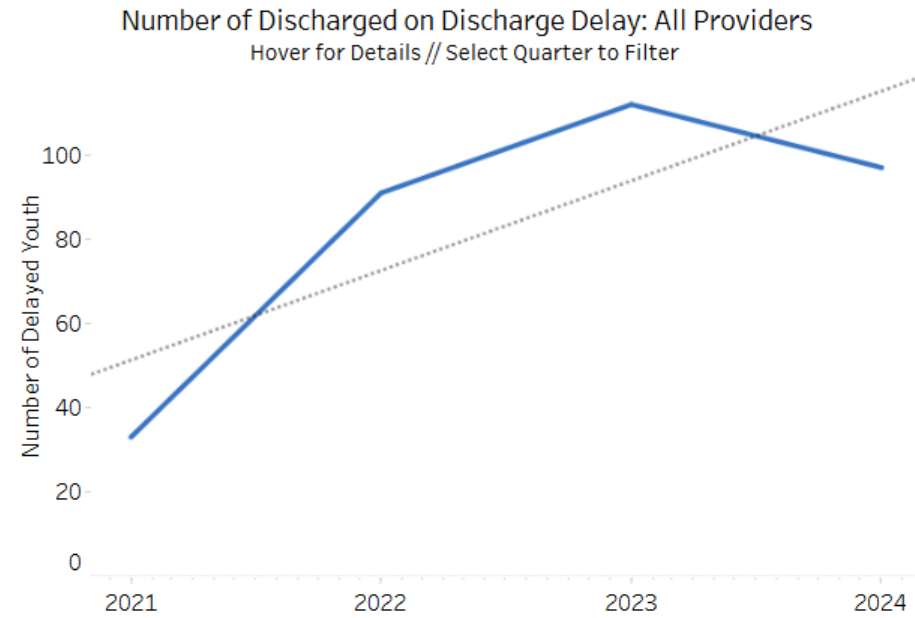
LOS Frequency Distribution

Total Comparison | All Providers



Total number of beds (if known): 264

Q3 2023 through Q2 2024 Youth (6-17) Youth IPF – Discharge Delay



Data Last Updated: 10/29/2024

Number of Youth Discharged on Discharge Delay by DCF Region

DCF Region	2023		2024		Grand Total
	Q3	Q4	Q1	Q2	
1	2	2	2	2	8
2	2	5	8	9	24
3	7	9	9	8	33
4	8	4	6	3	21
5	5	2	8	6	21
6	6	3	5	4	18
Grand Total	30	25	38	32	125

Chapter

02

Healthcare Effectiveness Data and Information Set (HEDIS)[®] - Follow-Up After Hospitalization (FUH) Data

Including:

- Methodology
- 2022 Youth Rates

What is the HEDIS® - FUH Measure?

- Assesses the percentage of discharges with a primary diagnosis of mental health receiving a follow-up visit appointment within 7- or 30-days of discharge
- Inclusionary criteria:
 - Members hospitalized with a primary diagnosis of mental illness or self-harm
 - Age 6 and older on date of discharge
 - Continuously enrolled in Medicaid from date of discharge through 30 days post-discharge, with no gap
- Exclusionary criteria:
 - Members in hospice
 - Members with limited benefits at any time during measurement year
 - Members with dual enrollment
 - Events with non-acute inpatient stays during the 30 days after discharge
- Which aftercare services qualify?
 - Medication management
 - Individual visits in the home (including telephone visits), office or behavioral health setting in accordance with program specifications
 - Electroconvulsive therapy (ECT)
 - Intensive outpatient program (IOP) or partial hospitalization program (PHP)
 - Mental health and/or substance use assessments, screenings, treatment planning
 - Community-based wrap-around and/or day treatment services

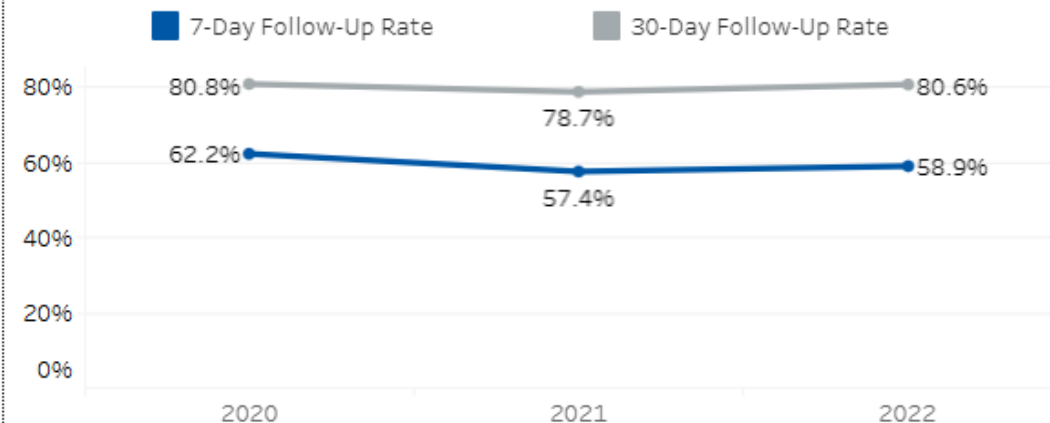
FUH 7-Day Rate Provider Breakdown - Youth

Connecticut Medicaid Inpatient Discharges: Youth Age Group(s)

Hospital Provider 7-Day Follow-Up Rate Comparison (◆ = top 3 values for year)

	2020	2021	2022
Albert J Solnit Childrens Center-South Campus	30.4%	33.3%	21.6%
Connecticut Childrens Medical Center		50.0%	46.7%
Four Winds Hospital	◆ 68.3%	◆ 71.4%	◆ 64.5%
Hartford Hospital	◆ 70.5%	◆ 69.0%	◆ 73.2%
Hospital for Special Care	42.1%	31.6%	37.5%
Natchaug Hospital	◆ 68.2%	◆ 59.7%	59.3%
Prospect Manchester Hospital	66.7%	58.1%	58.9%
St Francis Hospital	55.0%	45.2%	◆ 62.7%
SVMC Holdings, Inc.	60.0%	50.3%	47.8%
Yale New Haven Hospital	58.3%	52.6%	52.8%
	2020	2021	2022

HEDIS Follow-Up After Hospitalization for Mental Illness for Youth Age Group(s)



Specified Provider FUH Rates for Youth Age Group(s)

	2020	2021	2022
7-Day Follow-Up Rate	62.2%	57.4%	58.9%
7-Day Follow-Up Numerator	1,089	1,069	1,076
30-Day Follow-Up Rate	80.8%	78.7%	80.6%
30-Day Follow-Up Numerator	1,415	1,464	1,474
Denominator	1,752	1,861	1,828

Total FUH Rates for Youth Age Group(s)

	2020	2021	2022
7-Day Follow-Up Rate	62.2%	57.4%	58.9%
7-Day Follow-Up Numerator	1,089	1,069	1,076
30-Day Follow-Up Rate	80.8%	78.7%	80.6%
30-Day Follow-Up Numerator	1,415	1,464	1,474
Denominator	1,752	1,861	1,828

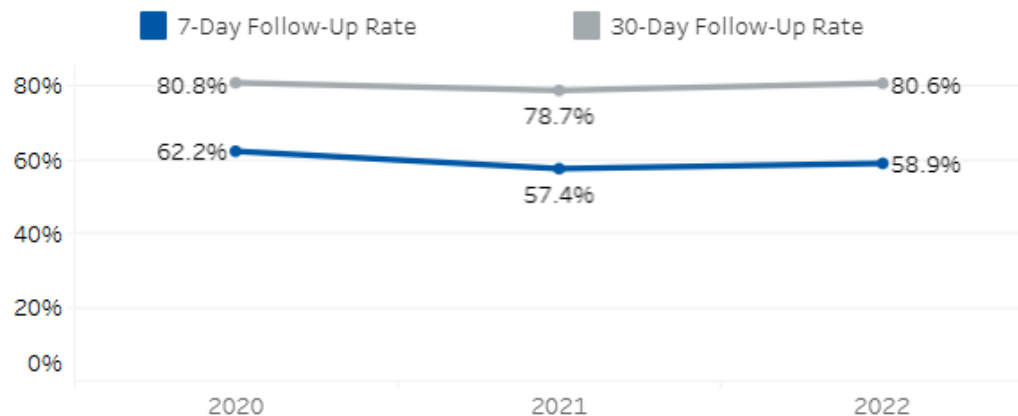
FUH 30-Day Rate Provider Breakdown - Youth

Connecticut Medicaid Inpatient Discharges: Youth Age Group(s)

Hospital Provider 30-Day Follow-Up Rate Comparison (◆= top 3 values for year)

	2020	2021	2022
Albert J Solnit Childrens Center-South Campus	54.3%	48.1%	37.8%
Connecticut Childrens Medical Center		68.2%	◆ 86.7%
Four Winds Hospital	83.2%	◆ 88.9%	◆ 86.8%
Hartford Hospital	◆ 84.8%	◆ 84.1%	◆ 88.1%
Hospital for Special Care	70.2%	70.2%	72.2%
Natchaug Hospital	◆ 88.4%	◆ 80.5%	83.4%
Prospect Manchester Hospital	◆ 85.3%	80.2%	82.8%
St Francis Hospital	76.6%	72.0%	82.2%
SVMC Holdings, Inc.	83.0%	75.1%	75.4%
Yale New Haven Hospital	75.8%	76.2%	75.1%
	2020	2021	2022

HEDIS Follow-Up After Hospitalization for Mental Illness for Youth Age Group(s)



Specified Provider FUH Rates for Youth Age Group(s)


	2020	2021	2022
7-Day Follow-Up Rate	62.2%	57.4%	58.9%
7-Day Follow-Up Numerator	1,089	1,069	1,076
30-Day Follow-Up Rate	80.8%	78.7%	80.6%
30-Day Follow-Up Numerator	1,415	1,464	1,474
Denominator	1,752	1,861	1,828

Total FUH Rates for Youth Age Group(s)

	2020	2021	2022
7-Day Follow-Up Rate	62.2%	57.4%	58.9%
7-Day Follow-Up Numerator	1,089	1,069	1,076
30-Day Follow-Up Rate	80.8%	78.7%	80.6%
30-Day Follow-Up Numerator	1,415	1,464	1,474
Denominator	1,752	1,861	1,828

Thank You

Contact Us

 877-552-8247

 www.ctbhp.com

 CTBHP@carelonbehavioralhealth.com